

Accessing Your Crucial Conversations Course Materials

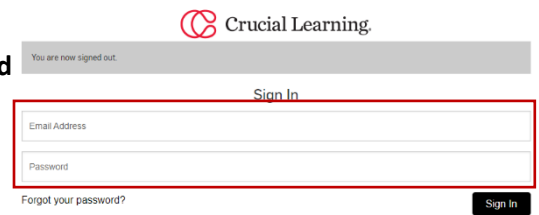
Congratulations! You have been enrolled in Crucial Conversations for Mastering Dialogue.

To participate in the Crucial Conversations course, you **must download the course materials and complete a small amount of pre-work**. Instructions on how to access that content are below.

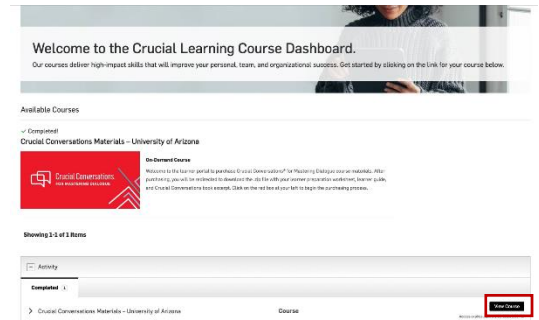
1. Go to the [UA-Crucial Conversations Portal](#).

Once there, log in with your **university email address** and the **password** you created, then click the ‘**Sign In**’ button.

***Note: If you did not register yourself for this class and someone else registered/paid on your behalf, please use the temporary password they created for you.*



2. From the dashboard, click on the ‘**View Course**’ button in the lower, right-hand corner.

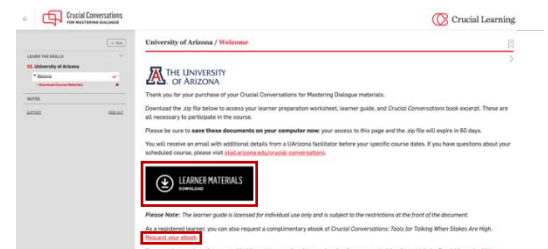


3. At the course page, **first** click on the ‘**Learner Materials Download**’ button. Open the download zip file to find the following three documents:

- a. Book Excerpt
- b. Learner Guide
- c. Learner Preparation Worksheet

*Please note, access to this portal and the zip file will expire in 60 days. Make sure you **save these three documents to your hard drive**.

Second click on the ‘**Request Your Ebook**’ link to obtain your full copy of the Crucial Conversations’ book.



That’s it! You will receive more information about pre-work from the class instructors as the course date approaches. If you have any technical issues accessing or downloading these materials, please visit Crucial Learning’s [Help Center](#).

If you have questions about your scheduled course, visit [UA’s Crucial Conversations webpage](#).